




## MP ROTATOR PERFORMANCE DATA

**MP Corner**  
 Radius: 2.5 to 4.5 m  
 Adjustable Arc  
 ● Turquoise: 45° to 105°

| Arc   | Pressure   |            | Radius<br>m | Flow<br>m <sup>3</sup> /hr | Flow<br>l/min |
|---|------------|------------|-------------|----------------------------|---------------|
|   | bar        | kPa        |             |                            |               |
| 45°<br>  | 1.7        | 170        | --          | --                         | --            |
|   | 2.0        | 200        | 3.5         | 0.04                       | 0.61          |
|   | 2.5        | 250        | 4.0         | 0.04                       | 0.68          |
|   | <b>2.8</b> | <b>280</b> | <b>4.1</b>  | <b>0.04</b>                | <b>0.70</b>   |
|   | 3.0        | 300        | 4.3         | 0.04                       | 0.73          |
|   | 3.5        | 350        | 4.4         | 0.05                       | 0.78          |
|   | 3.8        | 380        | 4.5         | 0.05                       | 0.81          |
| 90°<br>  | 1.7        | 170        | 3.2         | 0.07                       | 1.15          |
|   | 2.0        | 200        | 3.5         | 0.08                       | 1.27          |
|   | 2.5        | 250        | 4.0         | 0.08                       | 1.40          |
|   | <b>2.8</b> | <b>280</b> | <b>4.1</b>  | <b>0.09</b>                | <b>1.44</b>   |
|   | 3.0        | 300        | 4.3         | 0.09                       | 1.57          |
|   | 3.5        | 350        | 4.4         | 0.10                       | 1.67          |
|   | 3.8        | 380        | 4.5         | 0.10                       | 1.73          |
| 105°<br> | 1.7        | 170        | 3.2         | 0.08                       | 1.34          |
|   | 2.0        | 200        | 3.5         | 0.09                       | 1.48          |
|   | 2.5        | 250        | 4.0         | 0.10                       | 1.63          |
|   | <b>2.8</b> | <b>280</b> | <b>4.1</b>  | <b>0.10</b>                | <b>1.70</b>   |
|   | 3.0        | 300        | 4.3         | 0.11                       | 1.83          |
|   | 3.5        | 350        | 4.4         | 0.12                       | 1.94          |
|   | 3.8        | 380        | 4.5         | 0.12                       | 2.00          |

### MP Corner



**MP-CORNER**  
 Corner  
 2.5 to 4.5 m

### Male Threaded



**MP-HT**  
 Male Threaded

### MP Accessories




**MPTOOL**  
 Adjusts all MP Rotator  
 models



**MPSTICK**  
 Snaps onto any length of  
 1" (25 mm) PVC to allow  
 standing adjustment.  
*PVC pipe not included.*

### MP Corner



### MP Tool for easy adjustments

